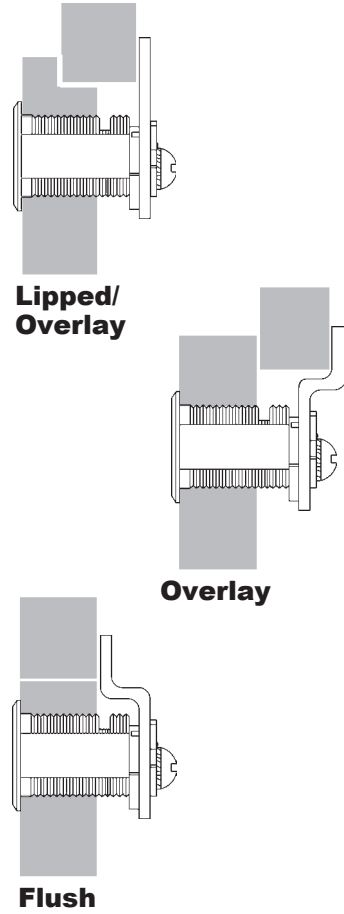
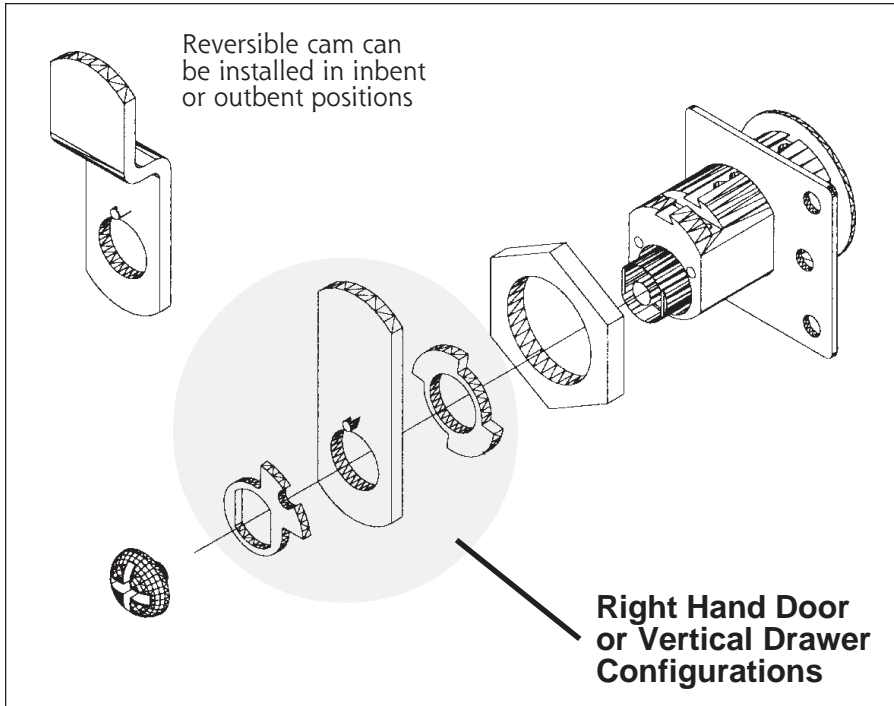
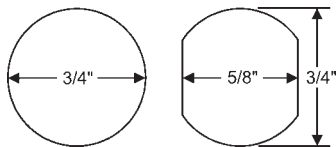


DCN For right-hand door or vertical drawer configurations



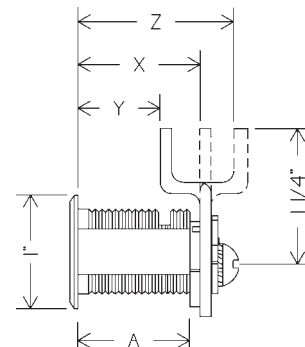
Use of cams depends on application and material thickness.

Mounting Cutout



Cam Lock Dimensions

	For Mat. Thickness	Straight Cam (X)	Inbent Cam (Y)	Outbent Cam (Z)	Cylinder Length (A)
DCN1	3/4"	1-1/16"	3/4"	1-3/8"	1"
DCN2	7/8"	1-3/16"	7/8"	1-1/2"	1-1/8"
DCN3	1-1/8"	1-7/16"	1-1/8"	1-3/4"	1-3/8"
DCN4	1-1/2"	1-13/16"	1-1/2"	2-1/8"	1-3/4"



Title

Installation instructions for DCN series cam lock

Series

DCN

Barrel Length

See Chart

Bolt type

Cam Lock

Mounting

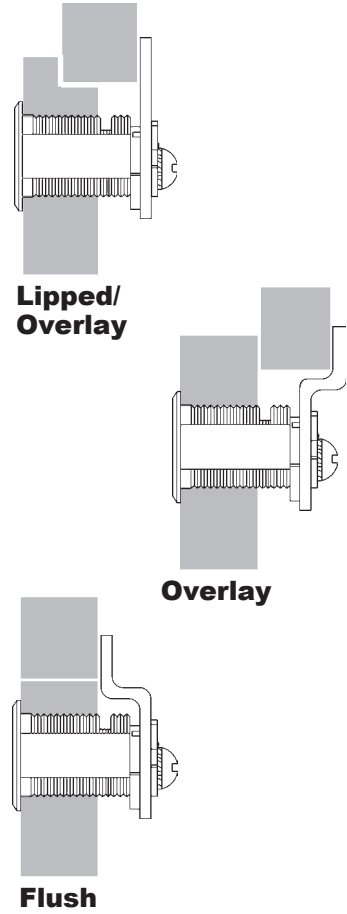
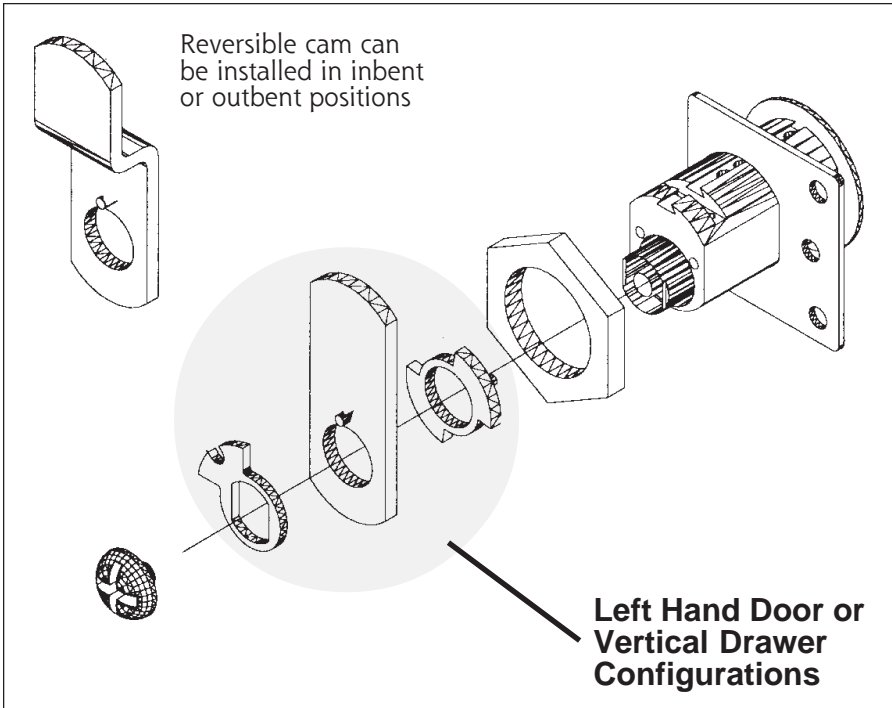
Surface

Revision Date

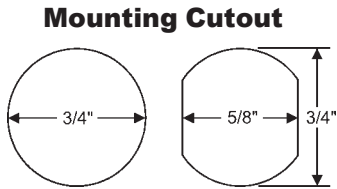
03/2006

OLYMPUS
LOCK, INC.

DCN For left-hand door or vertical drawer configurations

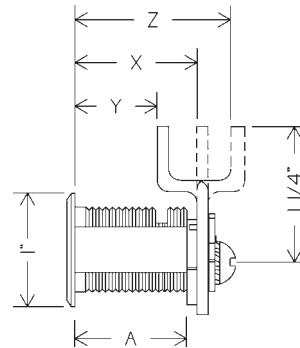


Use of cams depends on application and material thickness.



Cam Lock Dimensions

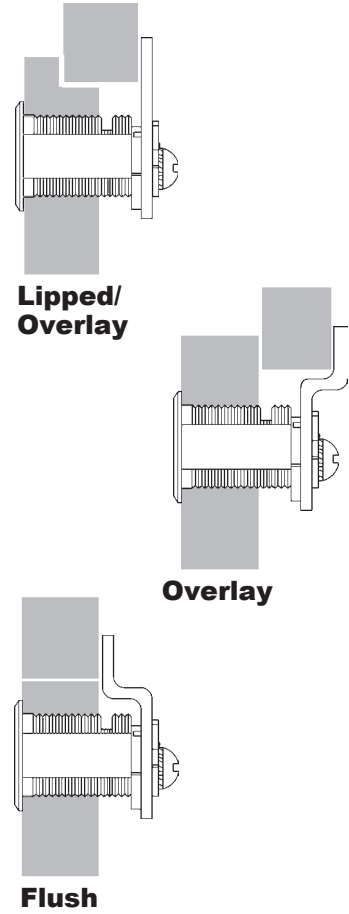
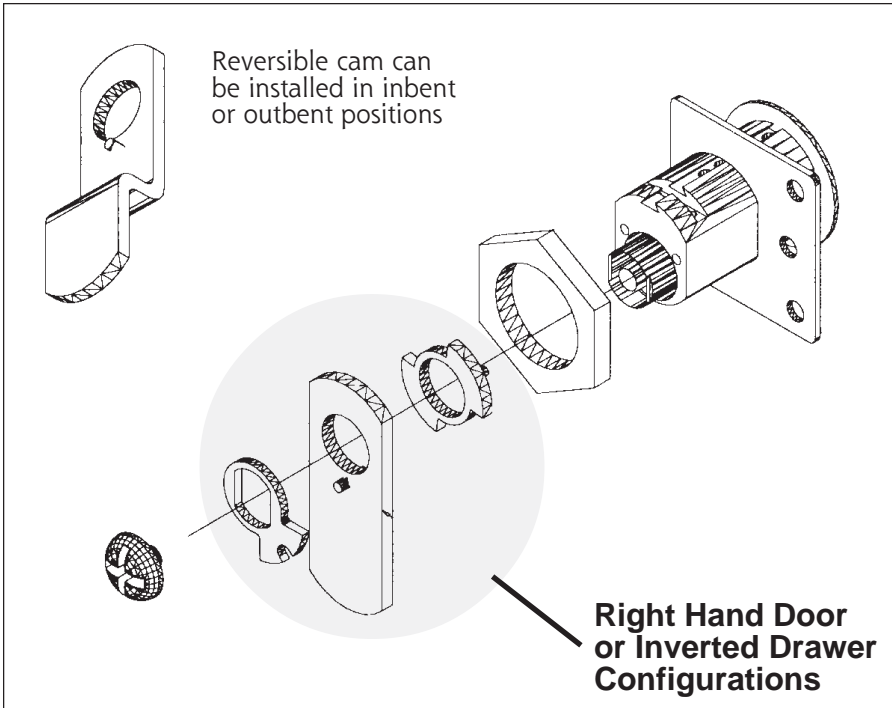
	For Mat. Thickness	Straight Cam (X)	Inbent Cam (Y)	Outbent Cam (Z)	Cylinder Length (A)
DCN1	3/4"	1-1/16"	3/4"	1-3/8"	1"
DCN2	7/8"	1-3/16"	7/8"	1-1/2"	1-1/8"
DCN3	1-1/8"	1-7/16"	1-1/8"	1-3/4"	1-3/8"
DCN4	1-1/2"	1-13/16"	1-1/2"	2-1/8"	1-3/4"



Title Installation instructions for DCN series cam lock				
Series DCN	Barrel Length See Chart	Bolt type Cam Lock	Mounting Surface	Revision Date 03/2006

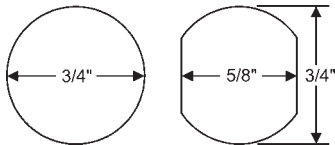


DCN For right-hand door or inverted drawer configurations



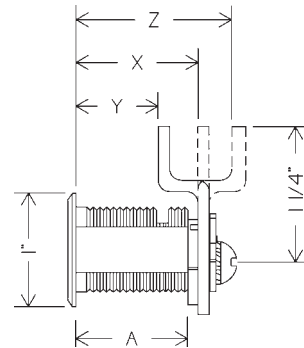
Use of cams depends on application and material thickness.

Mounting Cutout




Cam Lock Dimensions

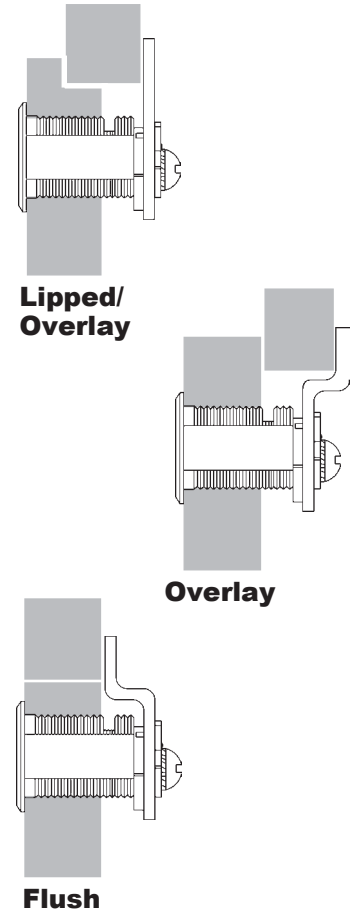
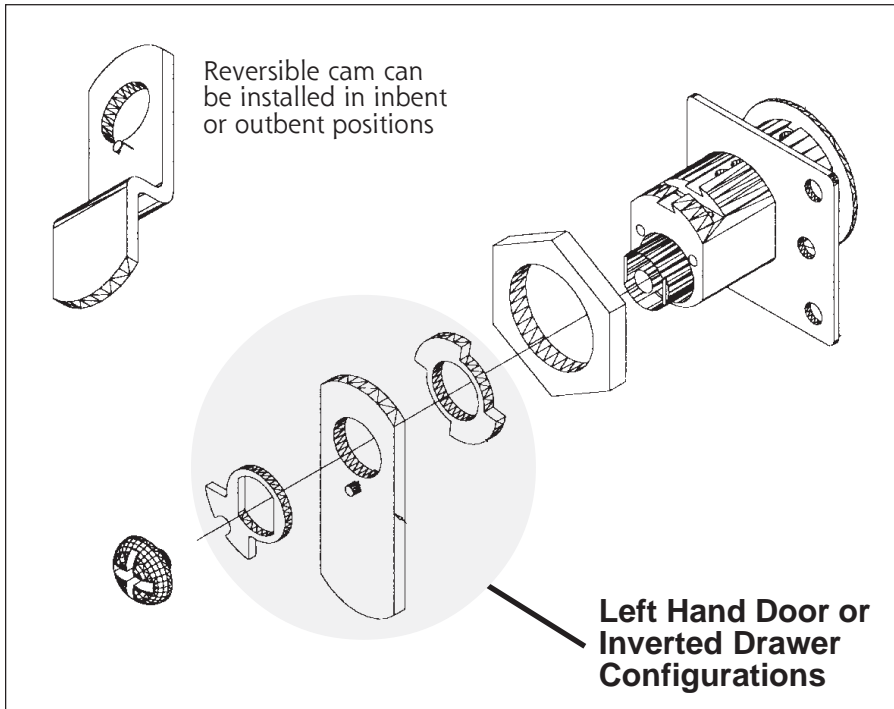
	For Mat. Thickness	Straight Cam (X)	Inbent Cam (Y)	Outbent Cam (Z)	Cylinder Length (A)
DCN1	3/4"	1-1/16"	3/4"	1-3/8"	1"
DCN2	7/8"	1-3/16"	7/8"	1-1/2"	1-1/8"
DCN3	1-1/8"	1-7/16"	1-1/8"	1-3/4"	1-3/8"
DCN4	1-1/2"	1-13/16"	1-1/2"	2-1/8"	1-3/4"



Title Installation instructions for DCN series cam lock				
Series DCN	Barrel Length See Chart	Bolt type Cam Lock	Mounting Surface	Revision Date 03/2006

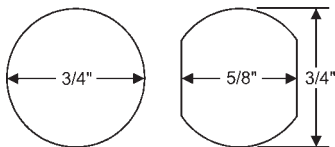


DCN For left-hand door or inverted drawer configurations



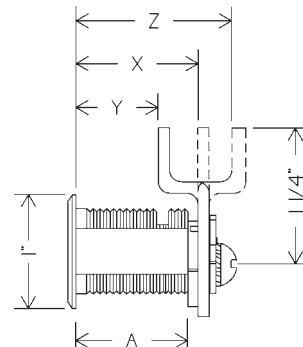
Use of cams depends on application and material thickness.

Mounting Cutout



Cam Lock Dimensions

	For Mat. Thickness	Straight Cam (X)	Inbent Cam (Y)	Outbent Cam (Z)	Cylinder Length (A)
DCN1	3/4"	1-1/16"	3/4"	1-3/8"	1"
DCN2	7/8"	1-3/16"	7/8"	1-1/2"	1-1/8"
DCN3	1-1/8"	1-7/16"	1-1/8"	1-3/4"	1-3/8"
DCN4	1-1/2"	1-13/16"	1-1/2"	2-1/8"	1-3/4"



Title Installation instructions for DCN series cam lock				
Series DCN	Barrel Length See Chart	Bolt type Cam Lock	Mounting Surface	Revision Date 03/2006

