

Product

DCP500 Series

*Padlockable Cam Lock with
Integrated Finger Pull*

NEW

*Coming
February 2011*

Data Sheet

Includes 1-1/4" straight
cam. Other cams available
separately.

*Ideal for locker
applications.*

Available finishes:
US26 polished chrome
US26D satin chrome

Accepts padlocks with a shackle
diameter of 3/8" (10mm) or less

Includes integrated
finger pull



OLYMPUS
LOCK, INC.
The cabinet lock innovators.

18424 Highway 99 • Lynnwood, WA 98037
Phone 206-362-3290 • Toll-free 800-525-0954 • Fax 206-362-3569
www.olympus-lock.com • info@olympus-lock.com

DCP500 SERIES

Padlockable Cam Lock with Integrated Finger Pull



General Specifications

DCP500 Series

Function: Cam lock for use with padlock as locking device. Functions on doors or drawers. Ideal for locker applications.

Body: Zinc die cast

Through-hole: 0.4"

Maximum material thickness: 1-1/8"

Barrel diameter: 3/4"

Across flats: 5/8"

Finish: US26 (polished chrome) or US26D (satin chrome)

Packaged: Packed 10 per box

Padlock Specifications

The DCP500 works with most industry standard padlocks with a shackle diameter of 3/8" (10mm) or less.

Olympus Padlocks

Mountain Brand: Blister packed brass padlocks

Olympus Brand: Box packed brass padlocks

Rekeyable: Schlage composite or Weiser keyway brass padlocks

IC Core: Brass padlocks for Corbin/Russwin interchangeable cores (sold less core)

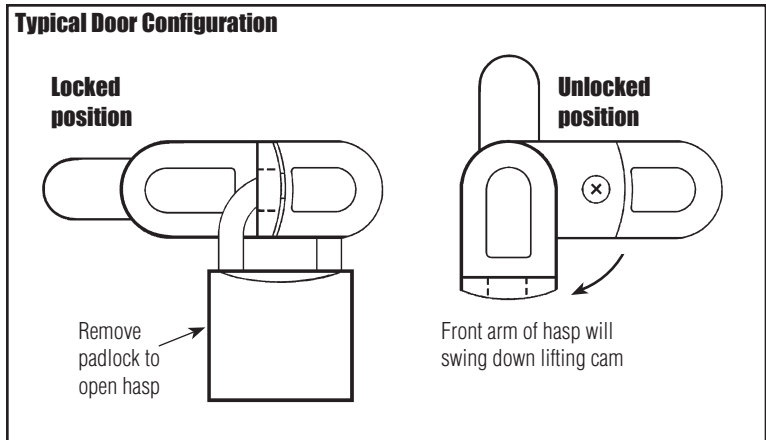


The DCP500 accepts padlocks with a shackle diameter of 3/8" (10mm) or less

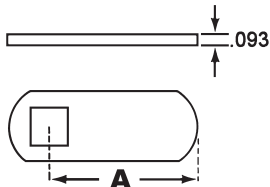
For more information on our complete line of padlocks visit www.olympus-lock.com

Includes

DCNP-SPW spur washer
DCP-LC long straight cam, 1-1/4"
Mounting screws and nuts



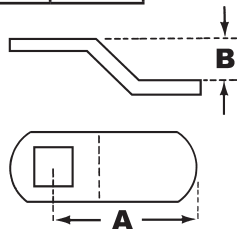
Available Cams:



Straight Cams:

Part No.	Dim. A
DCP-58	5/8"
DCP-SC**	7/8"
DCP-LC**	1-1/4"
DCP-LC-112	1-1/2"
DCP-LC-134	1-3/4"
DCP-LC-225	2-1/4"
DCP-LC-250	2-1/2"

**Ships standard with each lock



Offset Cams:

Part No.	Dim. A	Dim. B
DCP-1-14	1"	1/4"
DCP-LBC	1-1/4"	1/4"
DCP-118-18	1-1/8"	1/8"
DCP-LBC-138	1-3/8"	3/8"
DCP-LBC-178	1-7/8"	1/2"
DCP-112-14	1-1/2"	1/4"

DCP500 Dimensions:

